




CENTER POINT™ KNOCKOUT LAYOUT TOOL

KNOCKOUTS IN FOUR EASY STEPS


iTOOLco.



1. Mark the first conduit



2. Mark the strut line



3. Mark the conduit combination



4. Mark the center of the hole

The Center Point™ Knockout layout tool is 70 times faster than using a tape measure. Works great on layouts for rigid, IMC, and EMT knockouts. It's perfect for pre-fab, job-site applications, and panel shops. Allows for 1-1/8" or 7/8" between conduits and features a panel schedule for pulling branch circuits.



FASTER SAFER WORKSPACE

iTOOLco.com / 865-670-3713

CENTER POINT™ KNOCKOUT LAYOUT TOOL


PUNCH KNOCKOUTS 70X FASTER

iTOOLco.

BENT EDGE to capture side

PRECISE LAYOUT HOLES

MADE FROM 063 anodized aluminum



LASER ETCHED creates a clear visual mark

6" RULER for quick and easy conduit marking

POCKET SIZED for convenient transportation

Model	Description	Specifications
CP02	Center Point™ Knockout Layout Tool	3.5"H x 7"L

UPC #617209996432

6
YEAR
LIMITED
WARRANTY

Patent Pending